



DEPARTMENT OF CULTURAL STUDIES
TEZPUR UNIVERSITY

Minutes of the Departmental Advisory Committee meeting held on 01.03.2021 at 11:00 am
in the chamber of the Head, Department of Cultural Studies

Members present:

- | | | |
|-------------------------------|---|------------------------|
| 1. Dr. Parasmoni Dutta | - | Head and Chairperson - |
| 2. Prof. Debarshi Prasad Nath | - | Member |
| 3. Dr. Juri Gogoi Konwar | - | Member |
| 4. Dr. Jayanta V. Das | - | Member |
| 5. Dr. Hashik N. K | - | Member |
| 6. Dr. Mandakini Baruah | - | Member |
| 7. Dr Moushumi Kandali | - | Member |
| 8. Dr. Madhurima Goswami | - | Member |

01/03/21
Debarshi Nath
Juri Konwar
Jayanta V. Das
Hashik N. K
Mandakini Baruah
Moushumi Kandali
M. Goswami

Resolutions:

The Committee discussed the feedbacks received from the students for the Autumn semester of 2020, with the following observations:

- 1] On Courses / Curriculum: All feedbacks received reflect students' satisfaction regarding the course contents, their relevance, lesson-plans and fulfilment of the targeted outcomes. Actions to be taken: No specific action needed.
- 2] On Instructors: All feedbacks appreciate the preparedness, clarity in communication, accessibility and approachability, regularity, encouragement to students for discussion and questioning, and unbiased evaluation of the course instructors. Actions to be taken: No specific action needed.
- 3] On Infrastructure: As students were in the mode of online classes and did not stay physically in the campus due to pandemic, their feedbacks on infrastructure were either neutral or none. Actions to be taken: No specific action needed.
- 4] Any Other: Some students expressed concerns on the limitation of the online classes and their eagerness for classes in the physical mode. Actions to be taken: The issue has been discussed in several administrative meetings.

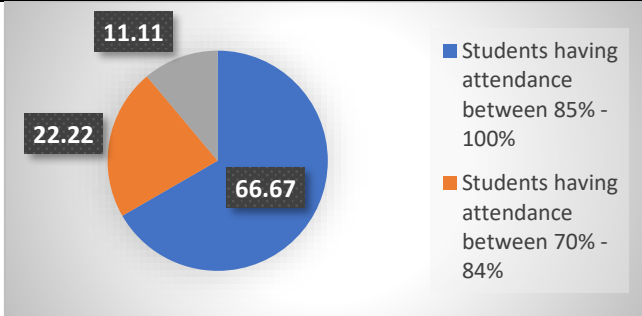
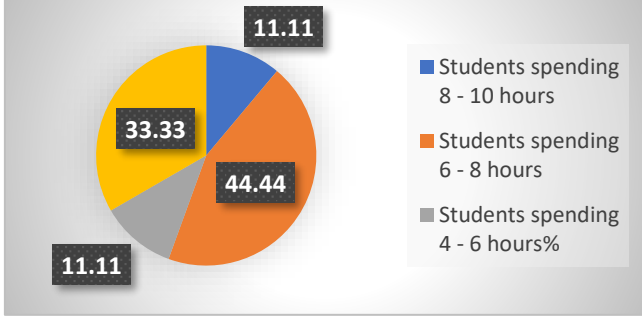
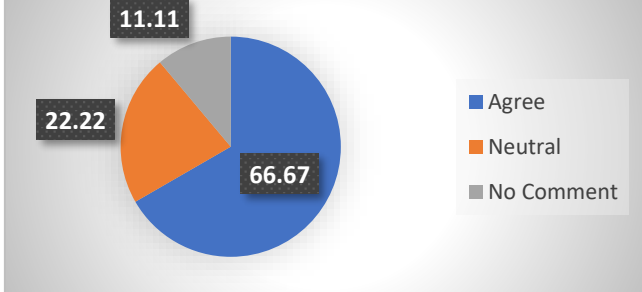

Chairperson
Departmental Advisory Committee

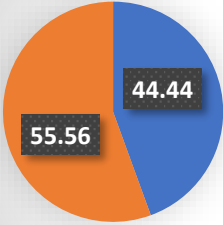
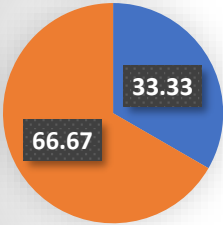
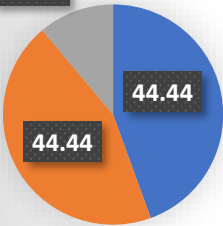
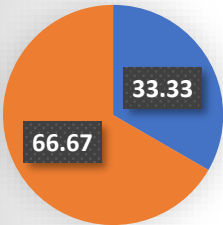
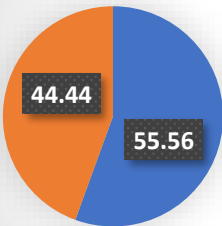
Analysis of Students' Feedback Autumn 2020

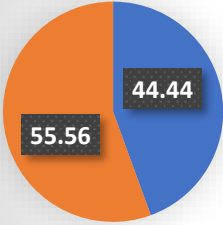
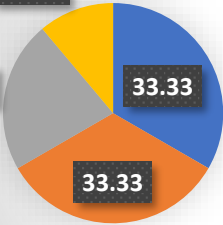
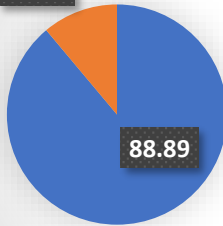
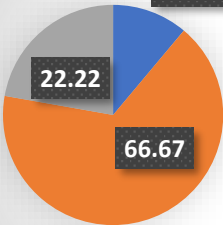
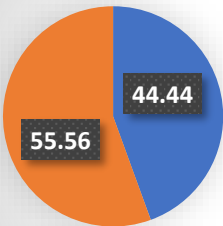
Programme: **M. A. in Cultural Studies**
 Department: **Cultural Studies**
 Reporting Period: **July – December 2020**

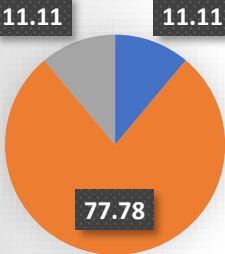
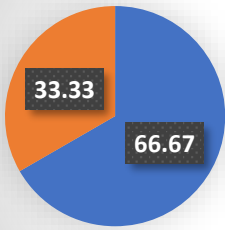
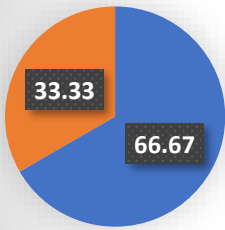
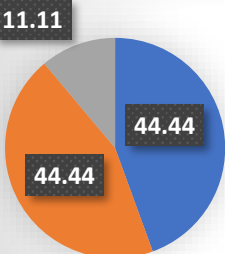
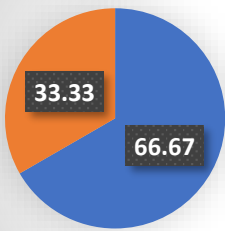
The feedbacks received from the students for the Autumn semester of 2020 were analyzed collectively in the online DAC meeting of the faculty members on 01 March 2021. The following observations were made on the feedbacks of Autumn 2020:

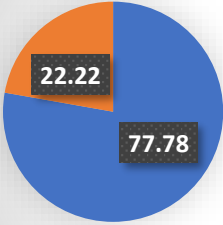
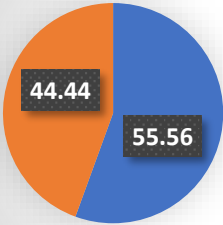
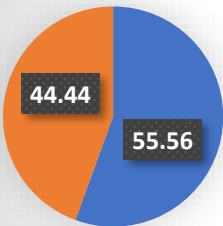
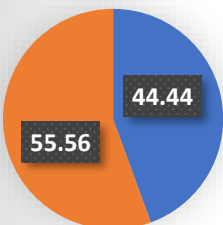
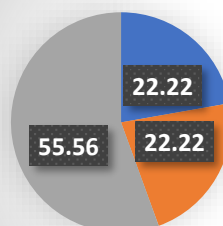
- The parameters related to the curriculum, course instructors and course contents have been given positive feedbacks; they do necessitate any corrective action.
- As the feedbacks this time were collected centrally in the online mode (Google Form) due to the pandemic, the following facts are to be noted:
 - The number of students responding is strikingly low. Only nine students responded online.
 - Since these students were not experiencing the offline campus, they remained non-responsive to queries on campus facilities, like hostel, library, transport services, etc.

Detailed Summary of the Students' Feedbacks (Autumn 2020)		
Parameters	Received feedback	Graphical Representation
Percentage of classes attended	Students having attendance between 85% - 100% = 66.67% Students having attendance between 70% - 84% = 22.22% Students having attendance between 55% - 60% = 11.11%	 <p>Legend: ■ Students having attendance between 85% - 100% ■ Students having attendance between 70% - 84% ■ Students having attendance between 55% - 60%</p>
Duration spent for self-study of this course (Weekly):	Students spending 8 - 10 hours = 11.11% Students spending 6 - 8 hours = 44.44% Students spending 4 - 6 hours = 11.11% Students spending 2 - 4 hours = 33.33%	 <p>Legend: ■ Students spending 8 - 10 hours ■ Students spending 6 - 8 hours ■ Students spending 4 - 6 hours ■ Students spending 2 - 4 hours</p>
Whether students' prerequisite knowledge was sufficient for understanding the courses.	Agree: 66.67% Neutral: 22.22% No Comment: 11.11%	 <p>Legend: ■ Agree ■ Neutral ■ No Comment</p>

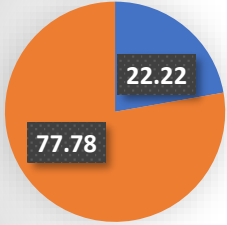

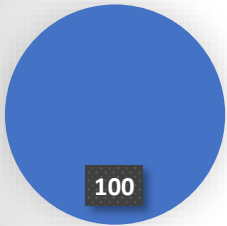
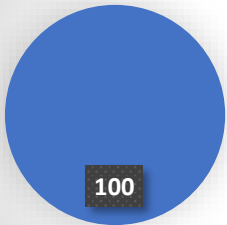
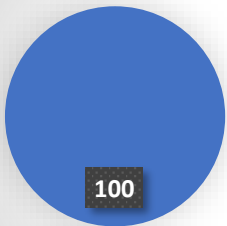
<p>Whether courses were relevant in relation to the program of study.</p>	<p>Strongly Agree = 44.44% Agree = 55.56</p>	 <p>■ Strongly Agree ■ Agree</p>
<p>Whether topics/ units were logically sequenced in the syllabus.</p>	<p>Strongly Agree = 33.33% Agree = 66.67%</p>	 <p>■ Strongly Agree ■ Agree</p>
<p>Whether the course is relevant to the society and real-life application.</p>	<p>Strongly Agree = 44.44% Agree = 44.44% Neutral = 11.11%</p>	 <p>■ Strongly Agree ■ Agree ■ Neutral</p>
<p>Whether the course contents fulfilled the targeted outcomes (course outcome).</p>	<p>Strongly Agree = 33.33% Agree = 66.67%</p>	 <p>■ Strongly Agree ■ Agree</p>
<p>Whether the course is suitable in terms of employability.</p>	<p>Agree = 55.56% Neutral = 44.44%</p>	 <p>■ Agree ■ Neutral</p>

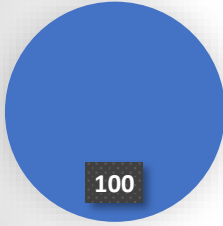

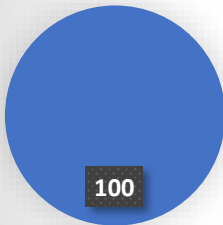
<p>Whether the course fulfills the expectations in knowledge up-gradation.</p>	<p>Strongly Agree = 44.44% Agree = 55.56</p>	 <p>■ Strongly Agree ■ Agree</p>
<p>Whether tutorial classes were more relevant for the course.</p>	<p>Strongly Agree = 33.33% Agree = 33.33% Neutral = 22.22% No Comment = 11.11%</p>	 <p>■ Strongly Agree ■ Agree ■ Neutral ■ No Comment</p>
<p>Whether course contents were appropriate to credit assigned.</p>	<p>Agree = 88.89% Neutral = 11.11%</p>	 <p>■ Agree ■ Neutral</p>
<p>Whether the Course is having the scope for team-based learning.</p>	<p>Strongly Agree = 11.11% Agree = 66.67% No comment = 22.22%</p>	 <p>■ Strongly Agree ■ Agree ■ No comment</p>
<p>Whether Lesson plan was followed meticulously.</p>	<p>Strongly Agree = 44.44% Agree = 55.56%</p>	 <p>■ Strongly Agree ■ Agree</p>

<p>Whether predefined outcomes of the course were achieved.</p>	<p>Strongly Agree =11.11% Agree =77.78% No comment =11.11%</p>	 <p>■ Strongly Agree ■ Agree ■ No comment</p>
<p>Whether the instructor was well prepared for classes.</p>	<p>Strongly Agree =66.67% Agree =33.33%</p>	 <p>■ Strongly Agree ■ Agree</p>
<p>Whether the instructor has clarity in communication of subject matter.</p>	<p>Strongly Agree = 66.67% Agree = 33.33%</p>	 <p>■ Strongly Agree ■ Agree</p>
<p>Whether the instructor is accessible and approachable outside the class.</p>	<p>Strongly Agree = 44.44% Agree = 44.44% Neutral = 11.11%</p>	 <p>■ Strongly Agree ■ Agree ■ Neutral</p>
<p>Whether the instructor maintains regularity and punctuality in class as per Timetable.</p>	<p>Strongly Agree = 66.67% Agree = 33.33%</p>	 <p>■ Strongly Agree ■ Agree</p>

<p>Whether the instructor encouraged questions and discussions during class.</p>	<p>Strongly Agree = 77.78% Agree = 22.22%</p>	 <p>■ Strongly Agree ■ Agree</p>
<p>Whether the instructor followed fair and unbiased evaluation process.</p>	<p>Strongly Agree = 55.56% Agree = 44.44%</p>	 <p>■ Strongly Agree ■ Agree</p>
<p>Whether the instructor encourages to think creatively and search for additional materials.</p>	<p>Strongly Agree = 55.56% Agree = 44.44%</p>	 <p>■ Strongly Agree ■ Agree</p>
<p>Whether the instructor regularly discusses the performance of test, assignments & examinations.</p>	<p>Strongly Agree = 44.44% Agree = 55.56%</p>	 <p>■ Strongly Agree ■ Agree</p>
<p>Whether adequate number of ICT enabled classrooms are available.</p>	<p>Agree = 22.22% Neutral = 22.22% No comment = 55.56%</p>	 <p>■ Agree ■ Neutral ■ No comment</p>

<p>Whether the laboratory facilities are well equipped.</p>	<p>Agree = 22.22% Neutral = 22.22% No comment = 55.56%</p>	<p>A pie chart with three segments: a blue segment for 'Agree' (22.22%), an orange segment for 'Neutral' (22.22%), and a grey segment for 'No comment' (55.56%). A legend to the right identifies the colors: blue for Agree, orange for Neutral, and grey for No comment.</p>
<p>As per the requirement of the course-curriculum, whether adequate computational facilities are available.</p>	<p>Neutral = 22.22% Agree = 11.11% No comment = 66.67%</p>	<p>A pie chart with three segments: a blue segment for 'Neutral' (22.22%), an orange segment for 'Agree' (11.11%), and a grey segment for 'No comment' (66.67%). A legend to the right identifies the colors: blue for Neutral, orange for Agree, and grey for No comment.</p>
<p>Whether the basic public amenities (drinking water, washrooms etc.) are available during class hour.</p>	<p>Neutral = 33.33% No comment = 66.67%</p>	<p>A pie chart with two segments: a blue segment for 'Neutral' (33.33%) and an orange segment for 'No comment' (66.67%). A legend to the right identifies the colors: blue for Neutral and orange for No comment.</p>
<p>Whether the university library has sufficient number of text books, reference books related to course curriculum.</p>	<p>Agree = 11.11% Neutral = 22.22% No comment = 66.67%</p>	<p>A pie chart with three segments: a blue segment for 'Agree' (11.11%), an orange segment for 'Neutral' (22.22%), and a grey segment for 'No comment' (66.67%). A legend to the right identifies the colors: blue for Agree, orange for Neutral, and grey for No comment.</p>
<p>Whether the university library is equipped with sufficient number of magazines, journals and newspapers.</p>	<p>No comment = 100%</p>	<p>A pie chart with a single blue segment representing 'No comment' at 100%. A legend to the right identifies the color: blue for No comment.</p>

<p>University library has access to adequate number of e-resources related to your course curriculum/ project work/ research work.</p>	<p>Neutral = 22.22% No comment = 77.78%</p>	 <p>■ Neutral ■ No comment</p>
<p>Whether the hostel facilities provided to you during your study period were adequate in terms of Furniture provided to you.</p>	<p>No comment = 100%</p>	 <p>■ No comment</p>
<p>Whether hostel facilities provided to you during your study period were adequate in terms of Internet facility provided in the hostel.</p>	<p>No comment = 100%</p>	 <p>■ No comment</p>
<p>Whether hostel facilities provided to you during your study period were adequate in terms of the quality of food served.</p>	<p>No comment = 100%</p>	 <p>■ No comment</p>
<p>Whether hostel facilities provided to you during your study period were adequate in terms of common room/ recreation room facilities.</p>	<p>No comment = 100%</p>	 <p>■ No comment</p>

<p>Whether transport facility provided by the University is adequate.</p>	<p>No comment = 100%</p>	 <p>■ No comment</p>
<p>Whether the healthcare facilities provided by the University are adequate.</p>	<p>No comment = 100%</p>	 <p>■ No comment</p>
<p>Whether facilities provided by the University for sports and cultural activities are adequate.</p>	<p>No comment = 100%</p>	 <p>■ No comment</p>
<p>Your comment (regarding teaching and learning)</p>	<ul style="list-style-type: none"> • “Looking forward to attend the physical mode of classes.” • “Quite satisfied with the outcome of the course” • “The course and the content were informative and interesting. Really broadens the mind of the learner and expands the arrays of thought process. But, an offline teaching-learning process is highly anticipated and required as soon as possible for maximum possible utilization.” • “Teaching and learning in online mode is not beneficial for network issue so please call us to the campus as soon as possible” • “It is very affective and good.” 	

The Action Taken Report has been compiled separately in the format prescribed by the IQAC of TU.


 Head
 Department of Cultural Studies
 Tezpur University

Date: 02 March 2021


 Dean
 School of Humanities & Social Sciences
 Tezpur University
 মা.এবং.স.বি. শিক্ষা কেন্দ্র
 তেজপুর বিশ্ববিদ্যালয়
 Dean, School of H&SS
 Tezpur University

TEZPUR UNIVERSITY

ACTION TAKEN REPORT ON STUDENTS' FEEDBACK (Autumn 2020)

- A. Name of the Department:Cultural Studies.....
B. Name of the Programme:M. A. in Cultural Studies.....
C. Course offered under this programme: CT429, CT421, CT422, CT423, CT424, CT521
D. Summary of Actions Taken on notable points of Students Feedback on the above listed courses (add rows wherever required):

Sl. No.	Parameters	Notable Points/Feedback	Actions Taken
1.	On Courses/Curriculum	All feedbacks received reflect students' satisfaction regarding the course contents, their relevance, lesson-plans, and fulfilment of the targeted outcomes.	No specific action needed
2.	On Instructors	All feedbacks appreciate the preparedness, clarity in communication, accessibility and approachability, regularity, encouragement to students for discussion and questioning and unbiased evaluation of the course instructors	No specific action needed
3.	On Infrastructure	As students were in the mode of online classes and did not stay physically in the campus due to pandemic, their feedbacks on infrastructure were either neutral or none.	
4.	Any Other (Please Specify)	Some students expressed concerns on the limitation of offline classes and their eagerness for classes in the physical mode.	Discussed the issue in several administrative meetings.

Signed by HoD/HoC

Head,
Department of Cultural Studies
Tezpur University

Date

02/03/2021
संकायाध्यक्ष, मा. एवं स. वि. विद्यापीठ
तेजपुर विश्वविद्यालय
Dean, School of H&S
Tezpur University



DEPARTMENT OF CULTURAL STUDIES
TEZPUR UNIVERSITY

Minutes of the Departmental Advisory Committee meeting held on 02.09.2021 at 11:30 am
in the chamber of the Head, Department of Cultural Studies

Members present:

- | | | |
|-------------------------------|---|------------------------|
| 1. Dr. Parasmoni Dutta | - | Head and Chairperson - |
| 2. Prof. Debarshi Prasad Nath | - | Member |
| 3. Dr. Juri Gogoi Konwar | - | Member |
| 4. Dr. Jayanta V. Das | - | Member |
| 5. Dr. Hashik N. K | - | Member |
| 6. Dr. Mandakini Baruah | - | Member |
| 7. Dr Moushumi Kandali | - | Member |
| 8. Dr. Madhurima Goswami | - | Member |

02.09.21
Debarshi Nath
02.09.21
Juri Gogoi Konwar
Jayanta V. Das
Hashik N. K
Mandakini Baruah
Moushumi Kandali
Madhurima Goswami

Resolutions:

The Committee discussed the feedbacks received from the students for the Summer semester of 2021, with the following observations:

1] On Courses / Curriculum and Instructors: All feedbacks have “agreed”, “strongly agreed” or remained “neutral” on the queries about the various aspects of the curriculum and performances of the instructors.

Actions to be taken: “Neutral” responses of some of the students were discussed by the Committee. This is believed to be due to the limitations of the online classes and inability of the students to come physically to the university campus. More interactive sessions and mentoring actions are suggested.

2] On Infrastructure: No feedback on infrastructure as students are yet to come to the physical campus due to the pandemic Actions to be taken: No specific action needed.

Chairperson
Departmental Advisory Committee

Analysis of Students' Feedback Spring 2021

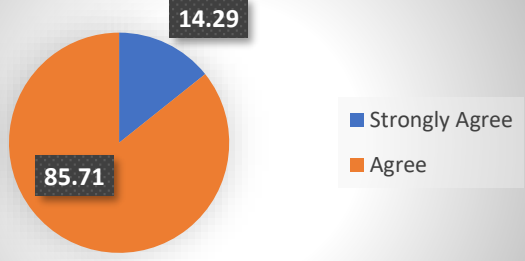
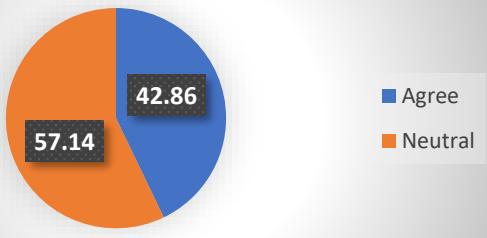
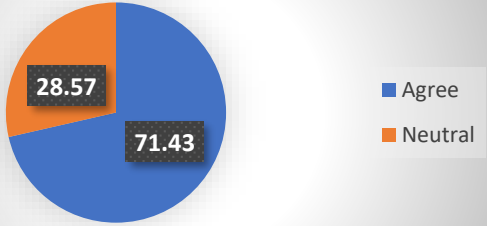
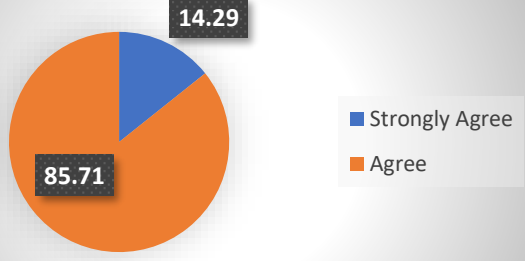
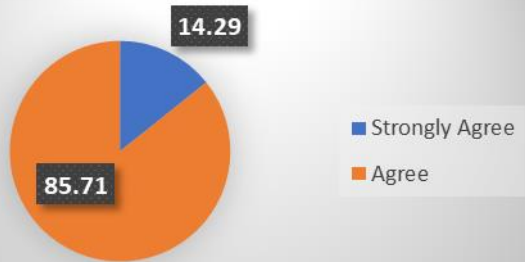
Programme: **M. A. in Cultural Studies**
 Department: **Cultural Studies**
 Reporting Period: **January – June 2021**

The feedbacks received from the students for the Autumn semester of 2020 were analyzed collectively in the DAC meeting of the faculty members on 22 September 2021. The following observations were made on the feedbacks of Spring 2021:

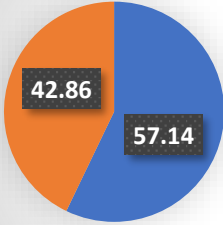
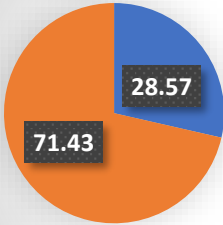
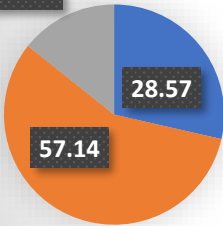
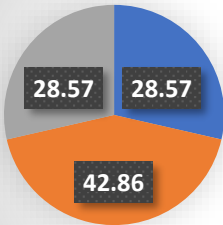
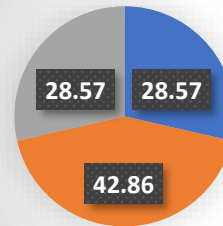
- All students have “agreed”, “strongly agreed” or remained “neutral” on the queries about the various aspects of the curriculum and performances of the course instructors.
- No feedback on infrastructure as students are yet to come to the physical campus due to pandemic
- As the feedbacks this time were collected centrally in the online mode (Google Form) due to the pandemic, the number of students responding is strikingly low. Only 7 students responded online.

Detailed Summary of the Students' Feedbacks (Spring2021)		
Parameters	Received feedback	Graphical Representation
Percentage of classes attended	Students having attendance between 85% - 100% = 42.86% Students having attendance between 70% - 84% = 42.86% Students having attendance between 55% - 60% = 14.29%	<p>A pie chart with three segments. The largest segment (blue) represents 42.86% for attendance between 85% and 100%. The second largest segment (orange) represents 42.86% for attendance between 70% and 84%. The smallest segment (grey) represents 14.29% for attendance between 55% and 60%.</p>
Duration spent for self-study of this course (Weekly):	Students spending 6 - 8 hours =28.57% Students spending 4 - 6 hours% = 57.14% Students spending 2 - 4 hours =14.29%	<p>A pie chart with three segments. The largest segment (orange) represents 57.14% for students spending 4-6 hours. The second largest segment (blue) represents 28.57% for students spending 6-8 hours. The smallest segment (grey) represents 14.29% for students spending 2-4 hours.</p>
Whether students' prerequisite knowledge was sufficient for understanding the courses.	Neutral = 57.14% Agree = 42.86%	<p>A pie chart with two segments. The largest segment (blue) represents 57.14% for 'Neutral'. The second largest segment (orange) represents 42.86% for 'Agree'.</p>

<p>Whether courses were relevant in relation to the program of study.</p>	<p>Strongly Agree = 14.29% Agree = 57.14% Neutral = 28.57%</p>	<p>A pie chart with three segments: a blue segment for 'Strongly Agree' (14.29%), an orange segment for 'Agree' (57.14%), and a grey segment for 'Neutral' (28.57%). A legend to the right identifies the colors.</p>
<p>Whether topics/ units were logically sequenced in the syllabus.</p>	<p>Strongly Agree =14.29% Agree = 57.14% Neutral =28.57%</p>	<p>A pie chart with three segments: a blue segment for 'Strongly Agree' (14.29%), an orange segment for 'Agree' (57.14%), and a grey segment for 'Neutral' (28.57%). A legend to the right identifies the colors.</p>
<p>Whether the course is relevant to the society and real-life application.</p>	<p>Strongly Agree =42.86% Agree =57.14%</p>	<p>A pie chart with two segments: a blue segment for 'Strongly Agree' (42.86%) and an orange segment for 'Agree' (57.14%). A legend to the right identifies the colors.</p>
<p>Whether the course contents fulfilled the targeted outcomes (course outcome).</p>	<p>Agree =57.14% Neutral =42.86%</p>	<p>A pie chart with two segments: a blue segment for 'Agree' (57.14%) and an orange segment for 'Neutral' (42.86%). A legend to the right identifies the colors.</p>
<p>Whether the course is suitable in terms of employability.</p>	<p>Agree =42.86% Neutral =42.86% No response =14.29%</p>	<p>A pie chart with three segments: a blue segment for 'Agree' (42.86%), an orange segment for 'Neutral' (42.86%), and a grey segment for 'No response' (14.29%). A legend to the right identifies the colors.</p>

<p>Whether the course fulfills the expectations in knowledge up-gradation.</p>	<p>Strongly Agree =14.29% Agree =85.71%</p>	 <p>■ Strongly Agree ■ Agree</p>
<p>Whether tutorial classes were more relevant for the course.</p>	<p>Agree =42.86% Neutral =57.14%</p>	 <p>■ Agree ■ Neutral</p>
<p>Whether course contents were appropriate to credit assigned.</p>	<p>Agree =71.43% Neutral =28.57%</p>	 <p>■ Agree ■ Neutral</p>
<p>Whether the Course is having the scope for team-based learning.</p>	<p>Strongly Agree =14.29% Agree =85.71%</p>	 <p>■ Strongly Agree ■ Agree</p>
<p>Whether Lesson plan was followed meticulously.</p>	<p>Strongly Agree =14.29% Agree =85.71%</p>	 <p>■ Strongly Agree ■ Agree</p>


<p>Whether predefined outcomes of the course were achieved.</p>	<p>Strongly Agree =14.29% Agree = 42.86% Neutral = 42.86%</p>	<p>A pie chart with three segments: a blue segment (Strongly Agree) labeled 14.29, an orange segment (Agree) labeled 42.86, and a grey segment (Neutral) labeled 42.86. A legend to the right identifies the colors: blue for Strongly Agree, orange for Agree, and grey for Neutral.</p>
<p>Whether the instructor was well prepared for classes.</p>	<p>Strongly Agree =42.86% Agree =42.86% Neutral =14.29%</p>	<p>A pie chart with three segments: a blue segment (Strongly Agree) labeled 42.86, an orange segment (Agree) labeled 42.86, and a grey segment (Neutral) labeled 14.29. A legend to the right identifies the colors: blue for Strongly Agree, orange for Agree, and grey for Neutral.</p>
<p>Whether the instructor has clarity in communication of subject matter.</p>	<p>Strongly Agree = 14.29% Agree = 85.71%</p>	<p>A pie chart with two segments: a blue segment (Strongly Agree) labeled 14.29 and a large orange segment (Agree) labeled 85.71. A legend to the right identifies the colors: blue for Strongly Agree and orange for Agree.</p>
<p>Whether the instructor is accessible and approachable outside the class.</p>	<p>Strongly Agree = 28.57% Agree = 71.43%</p>	<p>A pie chart with two segments: a blue segment (Strongly Agree) labeled 28.57 and an orange segment (Agree) labeled 71.43. A legend to the right identifies the colors: blue for Strongly Agree and orange for Agree.</p>
<p>Whether the instructor maintains regularity and punctuality in class as per Timetable.</p>	<p>Strongly Agree = 28.57% Agree = 71.43%</p>	<p>A pie chart with two segments: a blue segment (Strongly Agree) labeled 28.57 and an orange segment (Agree) labeled 71.43. A legend to the right identifies the colors: blue for Strongly Agree and orange for Agree.</p>

<p>Whether the instructor encouraged questions and discussions during class.</p>	<p>Strongly Agree = 57.14% Agree = 42.86%</p>	 <p>■ Strongly Agree ■ Agree</p>
<p>Whether the instructor followed fair and unbiased evaluation process.</p>	<p>Strongly Agree = 28.57% Agree = 71.43%</p>	 <p>■ Strongly Agree ■ Agree</p>
<p>Whether the instructor encourages to think creatively and search for additional materials.</p>	<p>Strongly Agree = 28.57% Agree = 57.14% Neutral = 14.29%</p>	 <p>■ Strongly Agree ■ Agree ■ Neutral</p>
<p>Whether the instructor regularly discusses the performance of test, assignments & examinations.</p>	<p>Strongly Agree = 28.57% Agree = 42.86% Neutral = 28.57%</p>	 <p>■ Strongly Agree ■ Agree ■ Neutral</p>
<p>Whether adequate number of ICT enabled classrooms are available.</p>	<p>Agree = 28.57% Neutral = 42.86% No response = 28.57%</p>	 <p>■ Agree ■ Neutral ■ No response</p>

<p>Whether the laboratory facilities are well equipped.</p>	<p>Agree = 14.29% Neutral = 57.14% No response = 28.57%</p>	<p>A pie chart with three segments: a blue segment for 'Agree' (14.29%), an orange segment for 'Neutral' (57.14%), and a grey segment for 'No response' (28.57%). A legend to the right identifies the colors.</p>
<p>As per the requirement of the course-curriculum, whether adequate computational facilities are available.</p>	<p>Agree = 28.57% Neutral = 71.43%</p>	<p>A pie chart with two segments: a blue segment for 'Agree' (28.57%) and an orange segment for 'Neutral' (71.43%). A legend to the right identifies the colors.</p>
<p>Whether the basic public amenities (drinking water, washrooms etc.) are available during class hour.</p>	<p>Agree = 42.86% Neutral = 28.57% No response = 28.57%</p>	<p>A pie chart with three segments: a blue segment for 'Agree' (42.86%), an orange segment for 'Neutral' (28.57%), and a grey segment for 'No response' (28.57%). A legend to the right identifies the colors.</p>
<p>Whether the university library has sufficient number of textbooks, reference books related to course curriculum.</p>	<p>Agree = 14.29% Neutral = 57.14% No response = 28.57%</p>	<p>A pie chart with three segments: a blue segment for 'Agree' (14.29%), an orange segment for 'Neutral' (57.14%), and a grey segment for 'No response' (28.57%). A legend to the right identifies the colors.</p>
<p>Whether the university library is equipped with sufficient number of magazines, journals and newspapers.</p>	<p>Agree = 14.29% Neutral = 57.14% No response = 28.57%</p>	<p>A pie chart with three segments: a blue segment for 'Agree' (14.29%), an orange segment for 'Neutral' (57.14%), and a grey segment for 'No response' (28.57%). A legend to the right identifies the colors.</p>

<p>University library has access to adequate number of e-resources related to your course curriculum/ project work/ research work.</p>	<p>Agree = 14.29% Neutral = 71.43% No response = 14.29%</p>	<p>A pie chart illustrating the distribution of responses for the statement 'University library has access to adequate number of e-resources related to your course curriculum/ project work/ research work.' The chart is divided into three segments: a large orange segment representing 'Neutral' at 71.43%, a blue segment representing 'Agree' at 14.29%, and a grey segment representing 'No response' at 14.29%. A legend on the right side of the chart identifies the colors: blue for 'Agree', orange for 'Neutral', and grey for 'No response'.</p>
<p>Your comment (regarding teaching and learning)</p>	<p>No Comments</p>	

The Action Taken Report has been compiled separately in the format prescribed by the IQAC of TU.


 Head
 Department of Cultural Studies
 Tezpur University

Date: 23 September 2021


 Dean
 School of Humanities & Social Sciences
 Tezpur University

TEZPUR UNIVERSITY

ACTION TAKEN REPORT ON STUDENTS' FEEDBACK (Spring 2021)

- A. Name of the Department:Cultural Studies.....
B. Name of the Programme:M. A. in Cultural Studies.....
C. Course offered under this programme: CT425, CT426, CT428, CT429, CT531
D. Summary of Actions Taken on notable points of Students Feedback on the above listed courses (add rows wherever required):

Sl. No.	Parameters	Notable Points/Feedback	Actions Taken
1.	On Courses/Curriculum	All students have "agreed", "strongly agreed" or remained "neutral" on the queries about the various aspects of the curriculum and performances of the course instructors.	"Neutral" responses of some students were discussed among the faculty. This is believed to be due to the limitations of online classes and inability of the students to come physically to the university campus. More online interactive sessions and mentoring were taken up.
2.	On Instructors		
3.	On Infrastructure	No feedback on infrastructure as students yet to come to the physical campus due to pandemic	
4.	Any Other (Please Specify)		

Signed by HoD/HoC

Head,
Department of Cultural Studies
Tezpur University

Date

23/09/2021
संकायाध्यक्ष, मा. एवं स. वि. वि.
तेजपुर विश्वविद्यालय
Dean, School of H&S
Tezpur University

TEZPUR UNIVERSITY

ACTION TAKEN REPORT ON FEEDBACKS FROM TEACHERS AND ALUMNI (SPRING 2021)

- A. Name of the Department:Department of Cultural Studies.....
 B. Name of the Programme: M. A. Cultural Studies.....
 C. Course offered under this programme:.....Entire programme of M. A. in Cultural
 D. Summary of Actions Taken on notable points of Feedback received from Teachers and Alumni (add rows wherever required):

Sl. No.	Parameters	Notable Points/Feedback	Actions Taken
1.	On Courses /Curriculum	<p><u>Feedbacks from Teachers:</u></p> <p>Suggestions to include following courses in the programme:</p> <ul style="list-style-type: none"> • Music • Community dance • Dance ethnography • Skill-based courses • Digital humanities • Design ethnography • Courses giving interactive experience with communities 	<p>After series of several brainstorming sessions among the faculty members the DAC meetings on the various suggestions received on the curriculum, the Department included the following new courses in the programme of MA in Cultural Studies:</p> <ol style="list-style-type: none"> 1. CT521: Audio-visual Production (skill-based) 2. CT522: Music and Culture 3. CT523: Cinema and Culture 4. CT525: Community Dance in Assam (skill-based) 5. CT526: Dance Ethnography (skill-based) 6. CT527: Understanding New Media 7. CT528: Design Ethnography (skill-based) 8. CT529: Oral History Project (skill-based) 9. CT530: Cyber Ethnography (skill-based)
		<p><u>Feedbacks from Alumni:</u></p> <p>Suggestions to include following courses in the programme:</p> <ul style="list-style-type: none"> • More skill-based courses • Audio-visual production • Applied Folklore • Art-appreciation • ICH • Documentation and Conservation • Contemporary India • Narrative studies in Methodology • Multispecies/Nonhuman ethnography 	<p>The newly proposed syllabus incorporating the above inclusions has been submitted to the Controller of Examinations, in April 2021, for subsequent approval of the syllabus in the Academic Council.</p>


 Head
 Department of Cultural Studies
 Tezpur University


 Dean
 School of Humanities and Social Sciences
 Tezpur University

Date: 23 September 2021